


















4 LINK CLOSER™ PARTS & PRICES*

	PART #	DESCRIPTION	PRICE
4LC™			
	4LC INSECT	Insecticide tube for Case IH & John Deere 4LC	\$25.00
4LC—CASE IH			
	4LCIH	4LC for Case IH 800-1250 series planters <i>Mounting bracket 4LCIHBKT required</i>	\$400.00
	4LCIHBKT	4LC mounting bracket with bolt package required to mount 4LCIH	\$50.00
	4LCIH2100	4LC for Case IH 2100 series planters	\$400.00
	4LCIH2100BKT	4LC mounting bracket with bolt package for Case IH 2100	\$50.00
4LC—JOHN DEERE			
	4LCJD	4LC for John Deere late 7200 series, all 7300 & 1700 series, & ExactEmerge	\$400.00
	4LCJDKM	4LC for John Deere 7000 / 7100 / early 7200, Kinze 2000-4000, White 6000, and Yetter planters <i>Fits John Deere 7000 / 7100 / early 7200 series</i> <i>Mounting bracket 4LCJDKBKT required</i>	\$400.00
	4LCJDKBKT	4LC mounting bracket with bolt package required to mount 4LCJDKM	\$50.00
4LC—KINZE			
	4LCJDKM	4LC for Kinze 2000-4000, John Deere 7000 / 7100 / early 7200, White 6000, and Yetter planters <i>Fits Kinze 2000-4000 series</i> <i>Mounting bracket 4LCJDKBKT required</i>	\$400.00
	4LCJDKBKT	4LC mounting bracket with bolt package required to mount 4LCJDKM	\$50.00

* PARTS AND PRICES SUBJECT TO CHANGE WITHOUT NOTICE. PLEASE VISIT OUR WEBSITE FOR MOUNTING AND INSTALLATION INSTRUCTIONS.











4 LINK CLOSER™ PARTS & PRICES*

	PART #	DESCRIPTION	PRICE
4LC—MONOSEM			
	4LCJDKM	4LC for Monosem planters <i>Fits Monosem NG-2-5t row units</i> <i>Mounting bracket 4LCMONOSEMBKT required</i>	\$400.00
	4LCMONOSEMBKT	4LC mounting bracket with bolt package required to mount 4LCJDKM on Monosem planters	\$50.00
4LC—WHITE			
	4LCWHITE8000	4LC for White 8000	\$400.00
	4LCWHITE8000BKT	4LC mounting bracket with bolt package for White 8000	\$50.00
	4LCWHITE9000	4LC for White 9000	\$400.00
	4LCJDKM	4LC for White 6000, John Deere 7000 / 7100 / early 7200, Kinze 2000-4000, and Yetter planters <i>Fits White 6000 series</i> <i>Mounting bracket 4LCJDKBKT required</i>	\$400.00
	4LCJDKBKT	4LC mounting bracket with bolt package required to mount 4LCJDKM	\$50.00
4LC—YETTER			
	4LCJDKM	4LC for John Deere 7000 / 7100 / early 7200, Kinze 2000-4000, White 6000, and Yetter planters <i>Fits Yetter planters</i> <i>Mounting bracket 4LCJDKBKT required</i>	\$400.00
	4LCJDKBKT	4LC mounting bracket with bolt package required to mount 4LCJDKM	\$50.00

* PARTS AND PRICES SUBJECT TO CHANGE WITHOUT NOTICE. PLEASE VISIT OUR WEBSITE FOR MOUNTING AND INSTALLATION INSTRUCTIONS.



4 LINK CLOSER™ PARTS & PRICES*

	PART #	DESCRIPTION	PRICE
4LC WITH G2 SPECIAL REDUCED PRICE ON THE G2 WHEN ORDERED WITH THE 4LC			
	4LCG2BKT	G2 bracket <i>Use when installing the G2 arm bracket to the 4LC</i>	\$50.00
	4LCJDBLTKIT	John Deere bolt kit for the G2 that goes with a 4LC	\$25.00
	4LCMON/KZBLTKIT	G2 bolt kit used with 4LC for Kinze & Monosem	\$25.00
	4LCG2ARM(L)	G2 cast arm used with 4LC, Left side	\$125.00
	4LCG2ARM(R)	G2 cast arm used with 4LC, Right side	\$125.00
	4LCG2ARMWPB(L)	G2 cast arm used with 4LC and closing wheels that have a water pump bearing, Left side	\$125.00
	4LCG2ARMWPB(R)	G2 cast arm used with 4LC and closing wheels that have a water pump bearing, Right side	\$125.00
	4LCG2ARM(KL)	G2 cast arm used with 4LC on Kinze, Left side	\$125.00
	4LCG2ARM(KR)	G2 cast arm used with 4LC on Kinze, Right side	\$125.00
	4LCG2(L)	Complete G2 fertilizer disc kit for the 4LC, Left side Special G2 pricing only for the 4LC	4LC ONLY \$150.00
	4LCG2(R)	Complete G2 fertilizer disc kit for the 4LC, Right side Special G2 pricing only for the 4LC	4LC ONLY \$150.00

* PARTS AND PRICES SUBJECT TO CHANGE WITHOUT NOTICE. PLEASE VISIT OUR WEBSITE FOR MOUNTING AND INSTALLATION INSTRUCTIONS.








4 LINK CLOSER™ PARTS & PRICES*

	PART #	DESCRIPTION	PRICE
--	--------	-------------	-------

4LC WITH CLOSING WHEELS

SPECIAL REDUCED PRICE ON CLOSING WHEELS WHEN ORDERED WITH THE 4LC

	4LC V CLOSING BRACKET	V closing wheel bracket <i>Use when installing closing wheels directly to the 4LC</i>	\$50.00
	4LCG3ARM	G3 cast walking beam arm, to be used for closing wheels, without G2 fertilizer placement <i>Use part 4LCG2BKT to mount</i> Special G3 pricing only for the 4LC	4LC ONLY \$100.00
	4LCMOHAWKRING	Mohawk ring set for the 4LC 1 complete row (2 sides) Special Mohawk ring pricing only for the 4LC	4LC ONLY \$80.00
	4LCMOHAWK	Mohawk complete wheel assembly set for the 4LC 1 complete row (2 sides) Special Mohawk wheel pricing only for the 4LC	4LC ONLY \$120.00
	4LCZIPPER	Zipper complete wheel assembly set for the 4LC 1 complete row (2 sides) Special Zipper wheel pricing only for the 4LC	4LC ONLY \$100.00

***PARTS & PRICES SUBJECT TO CHANGE WITHOUT NOTICE**

NORMAL PRICING WITHOUT THE 4LC*

PART	REGULAR PRICING	SPECIAL 4LC PRICING	SAVINGS
Mohawk Ring	\$90 / pair	\$80 / pair	\$10
Mohawk Wheel	\$140 / pair	\$120 / pair	\$20
Zipper Wheel	\$140 / pair	\$100 / pair	\$40
G2 Kit	\$199	\$150	\$49
G3 Kit	\$150	\$100	\$50



























! SEE PAGES 76-79 FOR 4LC / G2 / CLOSING WHEELS KIT COMBINATION PRICING

* PARTS AND PRICES SUBJECT TO CHANGE WITHOUT NOTICE. PLEASE VISIT OUR WEBSITE FOR MOUNTING AND INSTALLATION INSTRUCTIONS.



4 LINK CLOSER™ KITS*

JOHN DEERE LATE 7200 SERIES, ALL 7300 / 1700 SERIES, EXACTEMERGE; WHITE 9000












KIT COMBINATION	4 LINK CLOSER	MOUNTING BRACKET	G2 KIT	ATTACHMENT BRACKET	G3 KIT	MOHAWK RING SET	MOHAWK WHEEL SET	ZIPPER WHEEL SET	TOTAL
	\$400 4LCJD 4LCWHITE9000		\$150 4LCG2(L) 4LCG2(R)	\$50 4LCG2BKT 4LC V CLOSING BRACKET	\$100 4LOG3ARM	\$80 4LC MOHAWK RING	\$100 4LC MOHAWK	\$100 4LC ZIPPER	
4LC with existing closing wheels	 <i>JD model shown</i>								\$450
4LC with existing closing wheels + G3	 <i>JD model shown</i>								\$550
4LC + Mohawk rings	 <i>JD model shown</i>								\$530
4LC + G3 + Mohawk rings	 <i>JD model shown</i>								\$630
4LC + Mohawk wheels	 <i>JD model shown</i>								\$550
4LC + G3 + Mohawk wheels	 <i>JD model shown</i>								\$650
4LC + Zipper wheels	 <i>JD model shown</i>								\$550
4LC + G3 + Zipper wheels	 <i>JD model shown</i>								\$650

* PARTS AND PRICES SUBJECT TO CHANGE WITHOUT NOTICE. PLEASE VISIT OUR WEBSITE FOR MOUNTING AND INSTALLATION INSTRUCTIONS.



4 LINK CLOSER™ KITS*

JOHN DEERE LATE 7200 SERIES, ALL 7300 / 1700 SERIES, EXACTEMERGE; WHITE 9000

KIT COMBINATION	4 LINK CLOSER \$400 4LCJD 4LCWHITE9000	MOUNTING BRACKET	G2 KIT \$150 4LCG2(L) 4LCG2(R)	ATTACHMENT BRACKET \$50 4LCG2BKT 4LC V CLOSING BRACKET	G3 KIT \$100 4LOG3ARM	MOHAWK RING SET \$80 4LC MOHAWK RING	MOHAWK WHEEL SET \$100 4LC MOHAWK	ZIPPER WHEEL SET \$100 4LC ZIPPER	TOTAL
4LC + G2	 <i>JD model shown</i>								\$550
4LC + G2 + Mohawk rings	 <i>JD model shown</i>								\$630
4LC + G2 + Mohawk wheels	 <i>JD model shown</i>								\$650
4LC + G2 + Zipper wheels	 <i>JD model shown</i>								\$650

NORMAL PRICING WITHOUT THE 4LC*



































PART	REGULAR PRICING	SPECIAL 4LC PRICING	SAVINGS
Mohawk Ring	\$90 / pair	\$80 / pair	\$10
Mohawk Wheel	\$140 / pair	\$100 / pair	\$40
Zipper Wheel	\$140 / pair	\$100 / pair	\$40
G2 Kit	\$199	\$150	\$49
G3 Kit	\$150	\$100	\$50

* PARTS AND PRICES SUBJECT TO CHANGE WITHOUT NOTICE. PLEASE VISIT OUR WEBSITE FOR MOUNTING AND INSTALLATION INSTRUCTIONS.



4 LINK CLOSER™ KITS*
















CASE IH; JOHN DEERE 7000 / 7100 / EARLY 7200 SERIES; KINZE; MONOSEM; WHITE 8000

KIT COMBINATION	4 LINK CLOSER	MOUNTING BRACKET	G2 KIT	ATTACHMENT BRACKET	G3 KIT	MOHAWK RING SET	MOHAWK WHEEL SET	ZIPPER WHEEL SET	TOTAL
	\$400 4LCIH 4LCIH2100 4LCJDKM 4LCWHITE8000	\$50 4LCIHBKT 4LCIH2100BKT 4LCJDKBKT 4LCMONOSEMBKT 4LCWHITE8000BKT	\$150 4LCG2(L) 4LCG2(R)	\$50 4LCG2BKT 4LC V CLOSING BRACKET	\$100 4LCG3ARM	\$80 4LC MOHAWK RING	\$100 4LC MOHAWK	\$100 4LC ZIPPER	
4LC with existing closing wheels	 <i>IH model shown</i>	 <i>IH bracket shown</i>							\$500
4LC with existing closing wheels + G3	 <i>IH model shown</i>	 <i>IH bracket shown</i>							\$600
4LC + Mohawk rings	 <i>IH model shown</i>	 <i>IH bracket shown</i>							\$580
4LC + G3 + Mohawk rings	 <i>IH model shown</i>	 <i>IH bracket shown</i>							\$680
4LC + Mohawk wheels	 <i>IH model shown</i>	 <i>IH bracket shown</i>							\$600
4LC + G3 + Mohawk wheels	 <i>IH model shown</i>	 <i>IH bracket shown</i>							\$700
4LC + Zipper wheels	 <i>IH model shown</i>	 <i>IH bracket shown</i>							\$600
4LC + G3 + Zipper wheels	 <i>IH model shown</i>	 <i>IH bracket shown</i>							\$700



4 LINK CLOSER™ KITS*

CASE IH; JOHN DEERE 7000 / 7100 / EARLY 7200 SERIES; KINZE; MONOSEM; WHITE 8000

KIT COMBINATION	4 LINK CLOSER	MOUNTING BRACKET	G2 KIT	ATTACHMENT BRACKET	G3 KIT	MOHAWK RING SET	MOHAWK WHEEL SET	ZIPPER WHEEL SET	TOTAL
	\$400 4LCIH 4LCIH2100 4LCJDKM 4LCWHITE8000	\$50 4LCIHBKT 4LCIH2100BKT 4LCJDKBKT 4LCMONOSEMBKT 4LCWHITE8000BKT	\$150 4LCG2(L) 4LCG2(R)	\$50 4LCG2BKT 4LC V CLOSING BRACKET	\$100 4LCG3ARM	\$80 4LC MOHAWK RING	\$100 4LC MOHAWK	\$100 4LC ZIPPER	
4LC + G2	 <i>IH model shown</i>	 <i>IH bracket shown</i>							\$600
4LC + G2 + Mohawk rings	 <i>IH model shown</i>	 <i>IH bracket shown</i>							\$680
4LC + G2 + Mohawk wheels	 <i>IH model shown</i>	 <i>IH bracket shown</i>							\$700
4LC + G2 + Zipper wheels	 <i>IH model shown</i>	 <i>IH bracket shown</i>							\$700

NORMAL PRICING WITHOUT THE 4LC*

PART	REGULAR PRICING	SPECIAL 4LC PRICING	SAVINGS
Mohawk Ring	\$90 / pair	\$80 / pair	\$10
Mohawk Wheel	\$140 / pair	\$100 / pair	\$40
Zipper Wheel	\$140 / pair	\$100 / pair	\$40
G2 Kit	\$199	\$150	\$49
G3 Kit	\$150	\$100	\$50

* PARTS AND PRICES SUBJECT TO CHANGE WITHOUT NOTICE. PLEASE VISIT OUR WEBSITE FOR MOUNTING AND INSTALLATION INSTRUCTIONS.

