

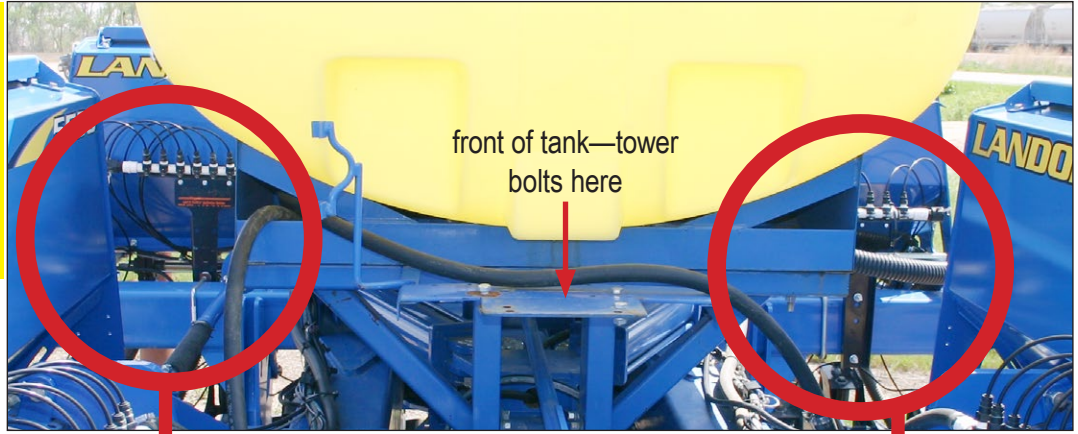


PUMP SYSTEM ON LANDOLL DRILL

CENTER SECTION SPECIAL INSTRUCTIONS

You do not want the drive shaft to hit the manifold bracket!
(It will if you do not bolt the manifold behind the bar)



bolt manifold for center **right** side *behind* the bar

bolt manifold for center **left** side *in front* of the bar



wires are threaded through center bar



fill hose out the back of the drill

PUMP SYSTEM ON LANDOLL DRILL




controller (left); Run Hold (upper right); power cords (lower right—black one goes to battery and grey ones go to pumps on drill); pressure gauge with mag mount (upper center)



fill hose out the back of drill



manifold on one section



check valve




Rebounder & Straight Shot
(keeps fertilizer off drill
and press wheels)



bottom of tank and filter system

center left manifold &
plumbing behind the tank



pump system on the tower that mounts in front
of the tank